



# SageOne Flagship Growth OE Fund

April 2025

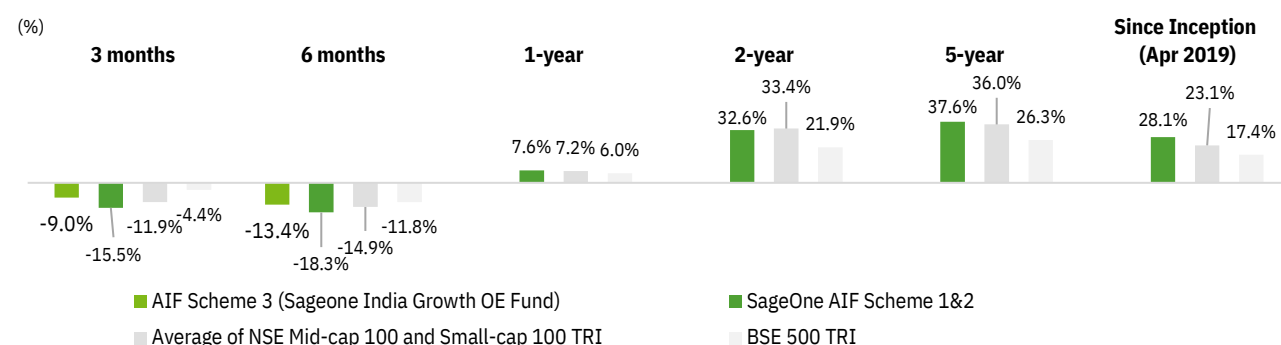
*A Long-only India Equity Fund focused on the Leading Companies of Tomorrow*

**Objective :** To invest in High Quality Structural Growth Businesses in India and seek to generate meaningful alpha (5-7% at gross level) for investors over time.

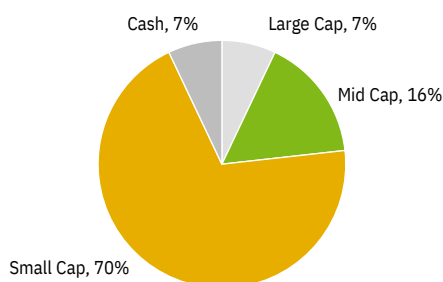
**Process :** Fundamental bottom-up research to identify companies with long-term structural growth, high profitability & quality management, aided by plant visits, channel checks & multiple stakeholder interactions.

**Portfolio Construct & Market Cap Focus :** Select companies across sectors in mid & small cap space with majority of the portfolio in the ~INR 5,000 Cr –1 lakh Cr market cap range, i.e. Market cap ranking 101st –1000th stocks

## Performance Track Record of AIF Scheme

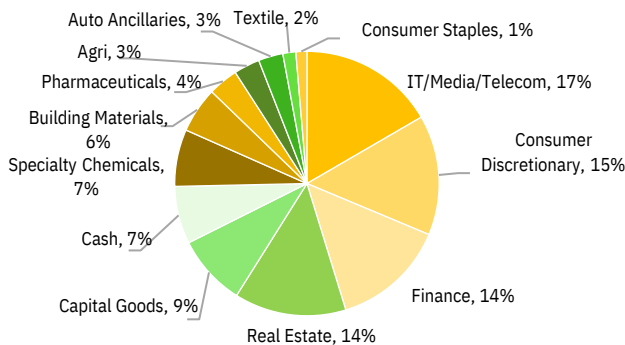


## Portfolio Breakdown by Market Capitalization\*



\*Mcap classification as per AMFI with top 100 as Large Cap, 100-250 as mid-cap, and below 250 as Smallcap

## Portfolio Breakdown by Sector



## Portfolio Characteristics

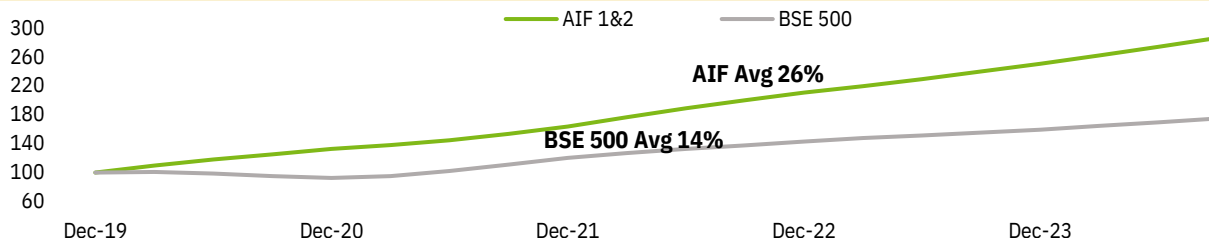
Total Number of Holdings	37
Percent Share of Top 10 Holdings	45%
Average Market Capitalization (INR Crs)	11,600
Single Stock Exposure Range	1%-8%

## Fundamental Ratios

Price to Earnings Ratio (PE) - TTM*	32.8 x
Price to Earnings Ratio (PE) - 1-yr Fwd.*	21.0 x
Return on Capital Employed (ROCE)	24%
Debt to Equity Ratio	0.2 x

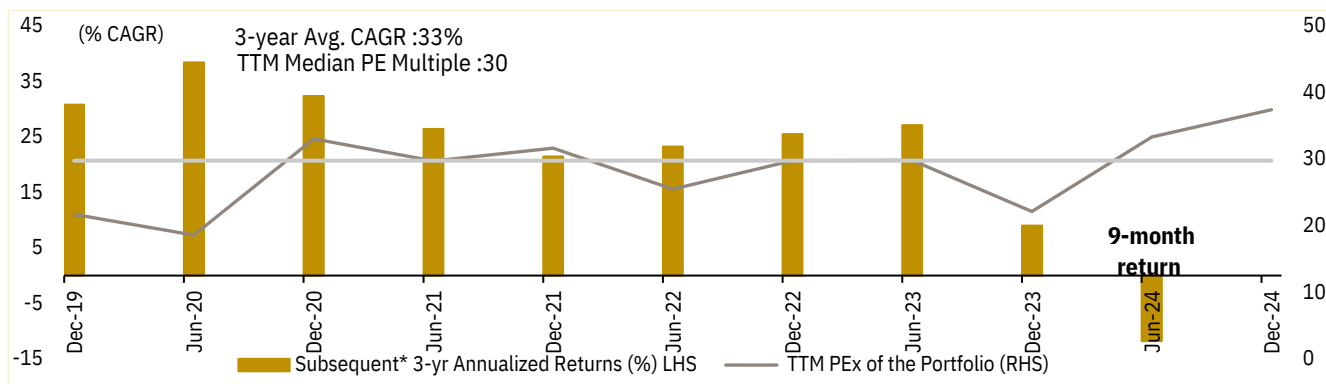
\*Portfolio PE Ratios are weighted average of the PE ratios of underlying portfolio companies with weights being their respective latest allocation % in the portfolio.

## Superior Earnings Growth leading to Superior Returns





## Superior Returns across Time Periods and Valuations



**Note:** The above data is of SageOne AIF Scheme 1 from Sept'19 to June'22 and of AIF scheme 2 from June'22 till date. SageOne AIF Scheme 1 was fully redeemed between June'22 to Aug'22 and most investors reinvested the proceeds in Scheme 2. Scheme 2 is closed for new fund raise since Dec'22.

## Key Performance Metrics (Since Inception)

Period (Apr'19 - Mar'25 )	SageOne AIF Scheme 1&2	Average of NSE Mid-cap 100 & Small-cap 100 TRI
Annualized Returns	28.1%	23.1%
Cumulative Returns	292.0%	214.1%
Max Drawdown	-26.4%	-38.4%
Annualized Stdev	22.9%	24.8%

Period (Apr'19 - Mar'25 )	Average of NSE Mid-cap 100 & Small-cap 100 TRI	
Capture Ratio	1.17	For Every 1% of Market Gain, the Portfolio Captured 1.17% of that Gain.
Upside Beta	0.99	For Every 1% Market Rise, Portfolio Increased by 0.99%
Downside Beta	0.85	For Every 1% Market Drop, Portfolio Dropped only 0.85%

**Note:** Upside/Downside Beta & Capture Ratios are of the AIF Scheme 1 &2 portfolio vs respective indices

## About SageOne Investment Managers

Founded by Samit Vartak in 2012, we are a SEBI-registered fund managing ~INR 6200 Cr through PMS & AIF structures. Samit is well known in the Indian equity market for his quarterly newsletters widely read by the investment community. SageOne has been rated 5 stars by CRISIL and has won many awards as the best PMS in multiple categories.

## About SageOne Flagship Growth OE Fund

<b>Structure</b>	AIF Category III (Open-Ended)	<b>Exit Load</b>	3% for 1 <sup>st</sup> Year; 2% for 2 <sup>nd</sup> Year; 1% for 3 <sup>rd</sup> Year & Zero thereafter
<b>AIF AuM</b>	INR 1280 Crs* in AIF	<b>Benchmark</b>	BSE 500 TRI
<b>Min Contribution</b>	INR 1 Crore	<b>Custodian</b>	Deutsche Bank A.G.
<b>Investor Type</b>	- All Domestic investors; - NRIs through NRO account (except US & Canada)	<b>Taxation</b>	LTCG / STCG at Fund level

\*Combined AUM of AIF Scheme 2 & 3 including INR 1030 Cr from AIF Scheme 2 and INR 250 Cr from AIF Scheme 3  
For fee –related details write to [ir@sageoneinvestments.com](mailto:ir@sageoneinvestments.com)

**Note:** AIF Scheme 3 was launched in Sept, 2024 and is open for new fund raise. Data of AIF Scheme 1 is from Sept'19 to June'22 and of AIF Scheme 2 from June'22 till date. SageOne AIF Scheme 1 was fully redeemed between June'22 to Aug'22 and most investors reinvested the proceeds in Scheme 2. Scheme 2 has been closed for new fundraise since Dec'22. AIF Performance/Returns mentioned are net of fees and costs. AIF returns are pre-tax. However, clients are reported NAV net of tax provisioning. Returns for less than a year are absolute returns, the rest of all periods are annualized returns. The above returns (TWRR) are on the consolidated pool of capital for Scheme 1&2. Scheme 3 performance is of the first series. Returns of individual clients will differ from the above numbers based on the timing of their investments. Past performance is not an indication or promise of future performance. The performance-related data has not been verified by SEBI.

The information contained in this document is confidential and privileged. It is intended solely for the use and benefit of the individual or entity to whom it is addressed and others authorized to receive it. If you are not the intended recipient of this document, you are hereby notified that any unauthorized use, dissemination of this document in whole or part, disclosure, copying, distribution or taking any action in reliance on the contents of this message is strictly prohibited and unlawful. SageOne Investment Managers LLP is not liable for the improper and/or incomplete copying of the information contained in this document and any resultant action.