



SageOne Core Portfolio

April 2025

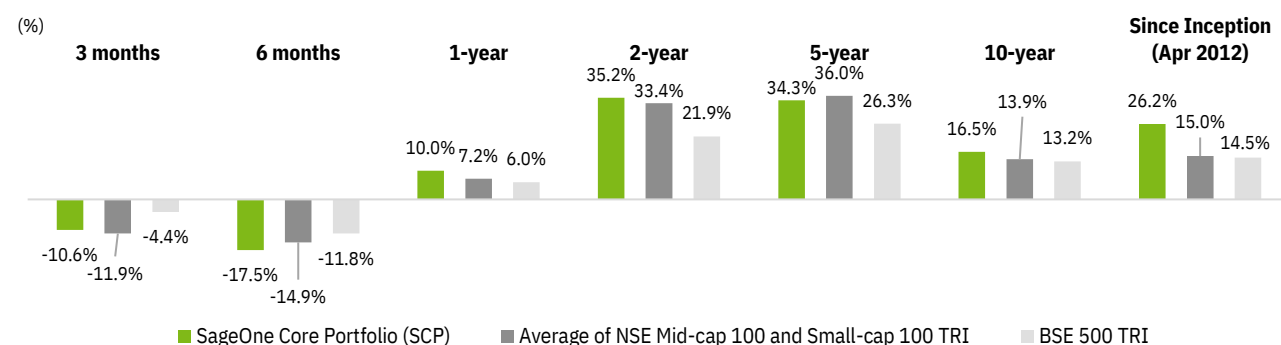
A Long-only India Equity Fund focused on the Leading Companies of Tomorrow

Objective : To invest in High-Quality Structural Growth Businesses in India and seek to generate meaningful alpha (5-7% at gross level) for investors over time.

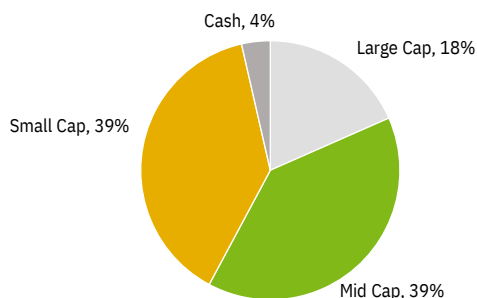
Process : Fundamental bottom-up research to identify companies with long-term structural growth, high profitability & quality management, aided by plant visits, channel checks & multiple stakeholder interactions.

Portfolio Construct & Market Cap Focus : 12-20 companies across sectors in mid & small cap space with a majority of the portfolio in the ~INR 10,000 cr - 85,000 cr market cap range. Market cap ranking 101st-600th stocks.

Performance Track Record of SCP (Since Inception)

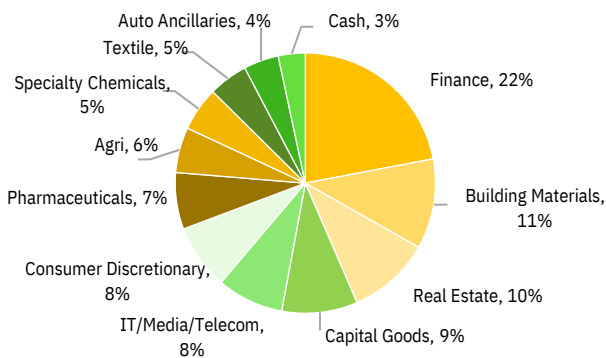


Portfolio Breakdown by Market Capitalization*



* Market Cap as per AMFI classification based on month-end numbers

Portfolio Breakdown by Sector



Portfolio Characteristics

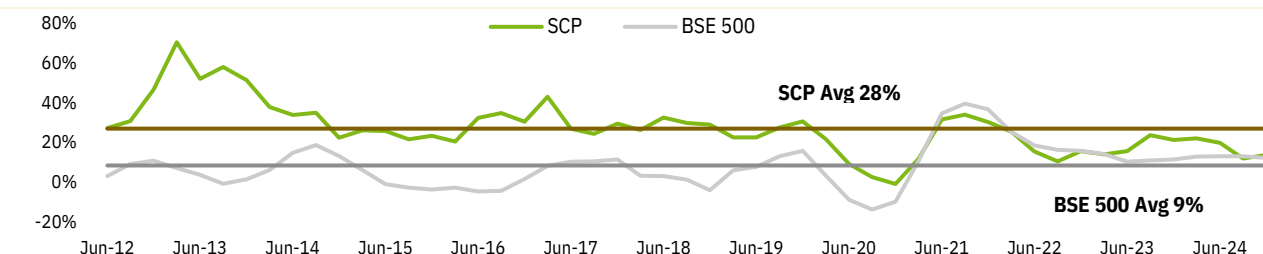
Total Number of Holdings	18
Percent Share of Top 10 Holdings	64%
Average Market Capitalization (INR Crs)	29,300
Single Stock Exposure Range	3%-10%

Fundamental Ratios

Price to Earnings Ratio (PE) - TTM*	35.4 x
Price to Earnings Ratio (PE) - 1-yr Fwd.*	23.2 x
Return on Capital Employed (ROCE)	25%
Debt to Equity Ratio	0.3 x

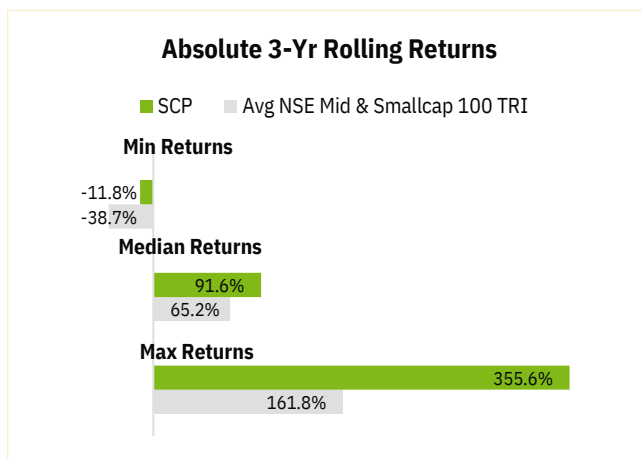
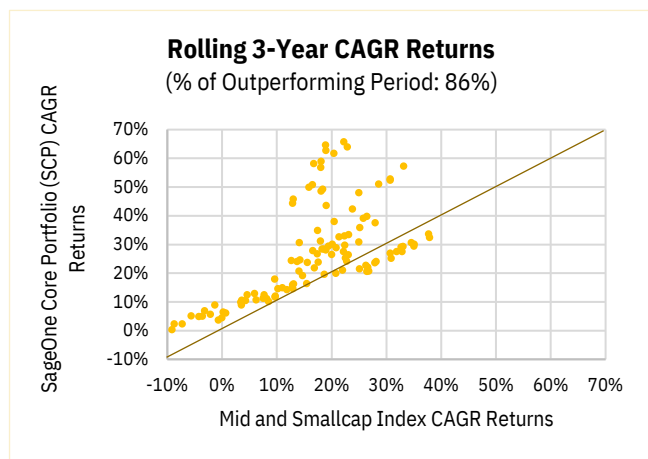
*Portfolio PE Ratios are weighted average of the PE ratios of underlying portfolio companies with weights being their respective latest allocation % in the portfolio.

Superior Earnings Growth leading to Superior Returns





Significant Alpha during Drawdowns in Benchmark Indices



Key Performance Metrics (Since Inception)

Period (Apr'12 - Mar'25)	SageOne Core Portfolio	Avg of NSE Midcap & Smallcap 100 TRI
Annualized Returns	26.2%	15.0%
Cumulative Returns	1952.3%	516.7%
Max Drawdown	-37.8%	-51.9%
Annualized Stdev	21.5%	22.6%

Period (Apr'12 - Mar'25)	Avg of NSE Midcap & Smallcap 100 TRI	
Capture Ratio	1.46	For Every 1% of Market Gain, the Portfolio Captured 1.46% of that Gain.
Upside Beta	1.04	For Every 1% Market Rise, Portfolio Increased by 1.04%
Downside Beta	0.71	For Every 1% Market Drop, Portfolio Dropped only 0.71%

Note: Upside/Downside Beta & Capture Ratios are of the SCP portfolio vs respective indices

About SageOne Investment Managers

Founded by Samit Vartak in 2012, we are a SEBI-registered fund managing ~INR 6200 Cr through PMS & AIF structures. Samit is well known in the Indian equity market for his quarterly newsletters widely read by the investment community. SageOne has been rated 5 stars by CRISIL and has won many awards as the best PMS in multiple categories.

About SageOne Core Portfolio (SCP)

Strategy AuM	~INR 3820 Cr*	Benchmark	BSE 500 TRI
Min Contribution	INR 2 Crores	Custodian	Nuvama Custodial Services Limited
Exit Load	3% for 1 st Year; 2% for 2 nd Year; 1% for 3 rd Year & Zero thereafter	Taxation	LTCG / STCG at Individual Level

* Includes PMS & Sub Advisory AUM; Excludes SCP Contribution of ~INR 850 Crs Domestic AIF AUM
For Fee related details write to ir@sageoneinvestments.com

SCP was closed for new fund raise from late 2017 to 2018

Note: Performance/Returns mentioned are net of fees and costs. Returns for less than a year are absolute returns, rest of all periods are annualized returns. The above returns (TWRR) are on the consolidated pool of capital. Returns of individual clients will differ from the above numbers based on the timing of their investments. Past performance is not an indication or promise of future performance. The performance related data has not been verified by SEBI.

For performance comparison across PMSes, please refer to <https://www.apmiindia.org/apmi/welcomeiaperformance.htm?action=PMSmenu>

Source: SageOne, Bloomberg, Ace Equity

The information contained in this document is confidential and privileged. It is intended solely for the use and benefit of the individual or entity to whom it is addressed and others authorized to receive it. If you are not the intended recipient of this document, you are hereby notified that any unauthorized use, dissemination of this document in whole or part, disclosure, copying, distribution or taking any action in reliance on the contents of this message is strictly prohibited and unlawful. SageOne Investment Managers LLP is not liable for the improper and/or incomplete copying of the information contained in this document and any resultant action.