



SageOne Small Cap Portfolio

July 2025

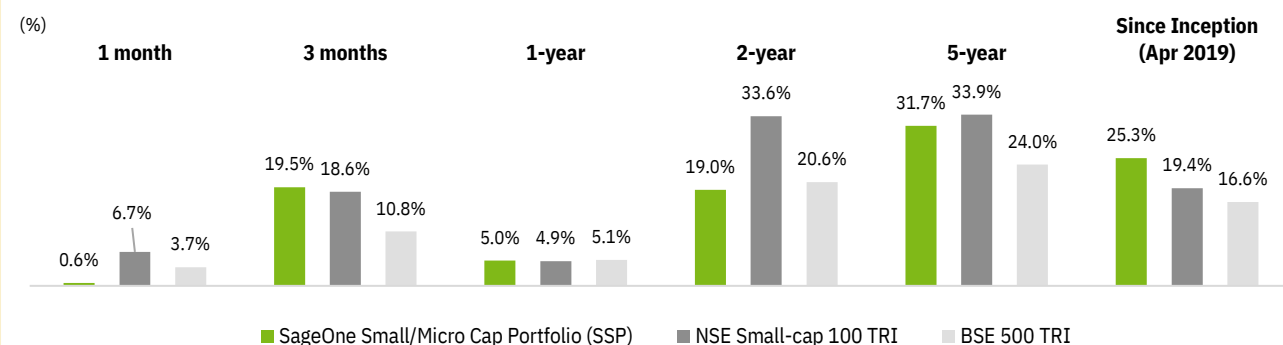
A Long-only India Equity Fund focused on the Leading Companies of Tomorrow

Objective : To invest in High-Quality Structural Growth Businesses in India and seek to generate meaningful alpha (5-7% at gross level) for investors over time


Process : Fundamental bottom-up research to identify companies with long-term structural growth, high profitability & quality management, aided by plant visits, channel checks & multiple stakeholder interactions

Portfolio Construct & Market Cap Focus : 15-20 companies across sectors in mid & small cap space with a majority of the portfolio in the less than INR 10,000 cr market cap range. Market cap ranking 400th-1000th stocks

Performance Track Record of SSP (Since Inception)

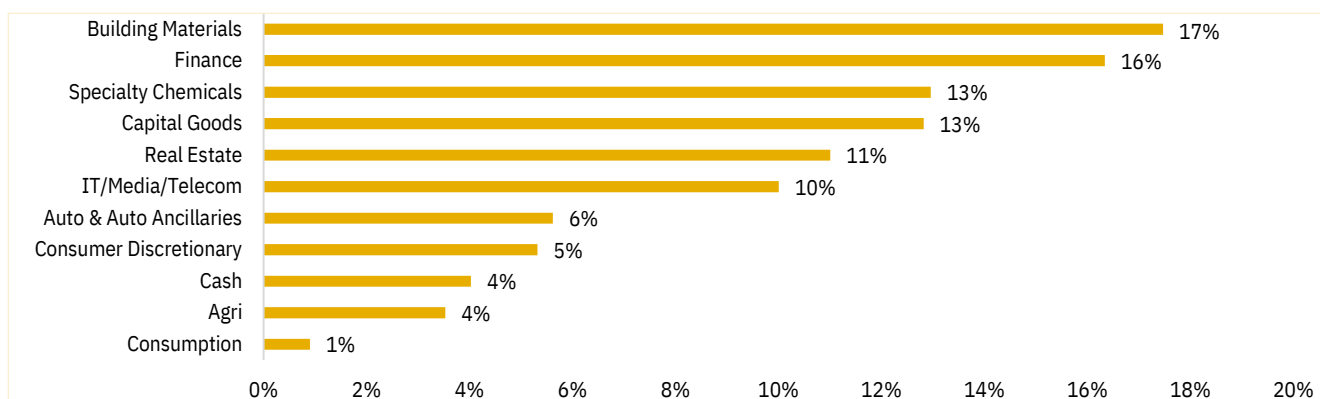


Portfolio Breakdown by Market Capitalization*



* Market Cap as per AMFI classification based on month-end numbers

Portfolio Breakdown by Sector



Portfolio Characteristics

Total Number of Holdings	18
Percent Share of Top 10 Holdings	68%
Average Market Capitalization (INR Crs)	5,400
Single Stock Exposure Range	3%-11%

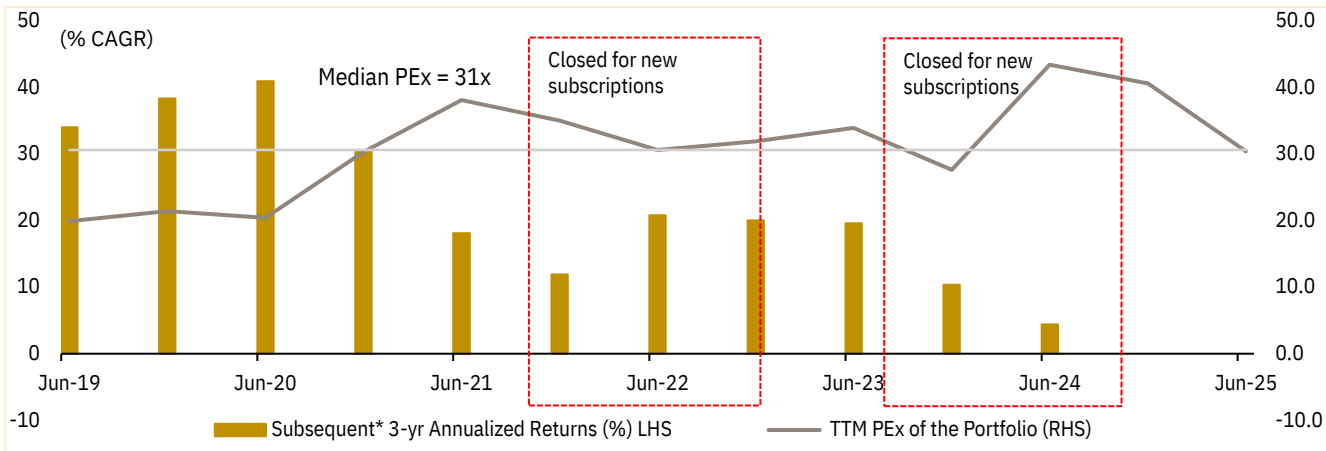
Fundamental Ratios

Price to Earnings Ratio (PE) - TTM*	30.0 x
Price to Earnings Ratio (PE) - 1-yr Fwd.*	21.6 x
Return on Capital Employed (ROCE)	21%
Debt to Equity Ratio	0.1 x

*Portfolio PE Ratios are weighted average of the PE ratios of underlying portfolio companies with weights being their respective latest allocation % in the portfolio.



SSP Valuation Across Time Periods



Key Performance Metrics (Since Inception)

Period (Apr'19 - Jun'25)	SageOne Small/Micro Cap Portfolio	NSE Smallcap 100 TRI
Annualized Returns	25.3%	19.4%
Cumulative Returns	310.1%	202.6%
Max Drawdown	-24.9%	-45.3%
Annualized Stdev	23.4%	26.7%

Period (Apr'19 - Jun'25)	NSE Smallcap 100 TRI	
Capture Ratio	1.18	For Every 1% of Market Gain, the Portfolio Captured 1.18% of that Gain.
Upside Beta	0.91	For Every 1% Market Rise, Portfolio Increased by 0.91%
Downside Beta	0.77	For Every 1% Market Drop, Portfolio Dropped only 0.77%

Note: Upside/Downside Beta & Capture Ratios are of the SSP portfolio vs respective indices

About SageOne Investment Managers

Founded by Samit Vartak in 2012, we are a SEBI-registered fund managing ~INR 7300 Cr through PMS & AIF structures. Samit is well known in the Indian equity market for his quarterly newsletters widely read by the investment community. SageOne has been rated 5 stars by CRISIL and has won many awards as the best PMS in multiple categories.

About SageOne SmallCap Portfolio (SSP)

Strategy AuM	INR 1700 Crs* (~INR 1180 Cr in PMS)	Exit Load	3% for 1 st Year; 2% for 2 nd Year; 1% for 3 rd Year & Zero thereafter
Min Contribution	INR 2 Crores	Benchmark	BSE 500 TRI
Fee Structure	13.75% Sharing without Hurdle*	Custodian	Nuvama Custodial Services Limited
		Taxation	LTCG / STCG at Individual Level

*Includes AUM in PMS and SSP Contribution to Domestic AIF Scheme 2 & 3.

**High Watermark applicable; contribution slab wise, for details write to ir@sageoneinvestments.com

Note: Performance/Returns mentioned are net of fees and costs. Returns for less than a year are absolute returns, rest of all periods are annualized returns. The above returns (TWRR) are on the consolidated pool of capital. Returns of individual clients will differ from the above numbers based on the timing of their investments. Past performance is not an indication or promise of future performance. The performance related data has not been verified by SEBI.

For performance comparison across PMSes, please refer to <https://www.apmiindia.org/apmi/welcomeiaperformance.htm?action=PMSmenu>

Source: SageOne, Bloomberg, Ace Equity

The information contained in this document is confidential and privileged. It is intended solely for the use and benefit of the individual or entity to whom it is addressed and others authorized to receive it. If you are not the intended recipient of this document, you are hereby notified that any unauthorized use, dissemination of this document in whole or part, disclosure, copying, distribution or taking any action in reliance on the contents of this message is strictly prohibited and unlawful. SageOne Investment Managers LLP is not liable for the improper and/or incomplete copying of the information contained in this document and any resultant action.